



CALGAVIN

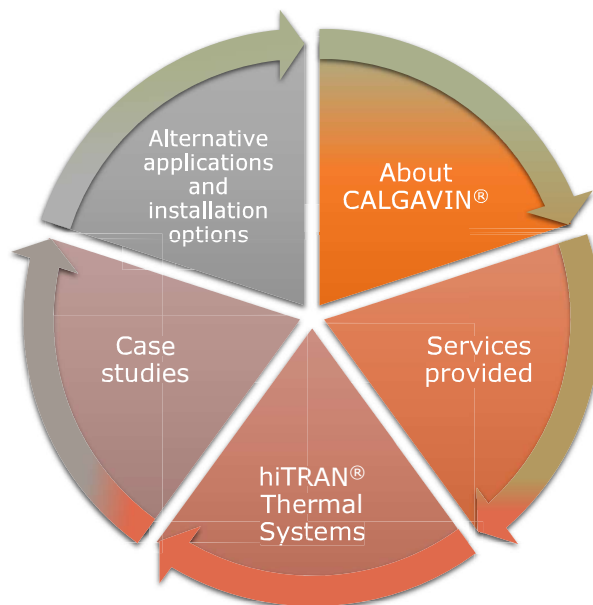
Energy Saving Technology

Vincent Chu
Taiwan Sales Representative

© Copyright CALGAVIN Ltd 2020 - *all rights reserved*



Topics for Discussion



© Copyright CALGAVIN Ltd 2020 - *all rights reserved*



Who we are?

About CALGAVIN®

© Copyright CALGAVIN Ltd 2020 - *all rights reserved*



Global Consulting Engineers for Heat Transfer Solutions

Established 1980
Head Office: Alcester,
Birmingham, UK

Manufacturing of technology
carried out in UK

Extensive Research and Development in Hardware and Software

Work carried out at In-house Test
Laboratory collaborating with 10+
Universities across Europe



© Copyright CALGAVIN Ltd 2020 - *all rights reserved*



CALGAVIN Global Locations



© Copyright CALGAVIN Ltd 2020 - *all rights reserved*



What we do?

Services Provided

© Copyright CALGAVIN Ltd 2020 - *all rights reserved*



Engineering Services Provided

- **Analytical Engineering**

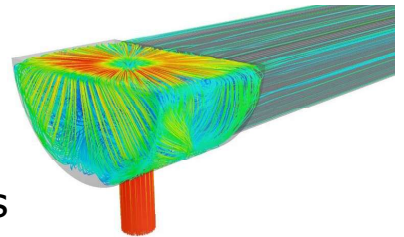
- Analysing unenhanced designs and existing equipment and offering solutions for performance improvement

- **Design Services**

- Evaluating specifications and modelling thermal & hydraulic ratings (HTRI®, Aspen Exchanger Design Rating & hiTRAN®.SP)

- **CFD Analysis**

- Process simulation allows anticipation of problems such as maldistribution and stratification, can identify poor performance root causes and simulate proposed solutions



© Copyright CALGAVIN Ltd 2020 - *all rights reserved*


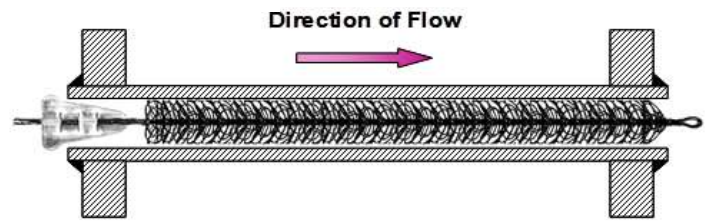
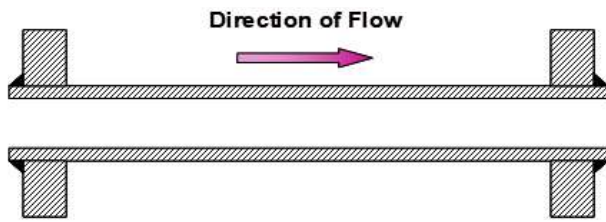


hiTRAN® Thermal Systems

Product offering

© Copyright CALGAVIN Ltd 2020 - *all rights reserved*





© Copyright CALGAVIN Ltd 2020 - all rights reserved




How Does hiTRAN® Technology Work?

hiTRAN Visualisation Rig

Dyes are injected at the wall and in the centre of a 20mm glass tube with water flowing through

The selected hiTRAN element occupies less than 5% of the tube volume

Copyright Cal Gavin Limited, 2005



- Removes the laminar boundary layer
- Mixes fluid with bulk flow
- Improves heat and mass transfer- changing the mode of heat transfer at the tube wall from **conduction** to **convection** – higher rate of heat transfer


© Copyright CALGAVIN Ltd 2020 - all rights reserved



Heat Transfer Benefits

New Equipment

- Reduced number of bundles for the same duty
- Reduced weight
- Reduce space requirement
- Lower energy demand
- Lower installation cost
- Lower maintenance costs



© Copyright CALGAVIN Ltd 2020 - all rights reserved



Heat Transfer Benefits

Existing Equipment

- Overall improvement and optimisation of existing equipment
- Increase in production and reduction in energy use
- Maintained performance through mitigation of fouling
- Reduction in Operational cost
- Low Capital cost



© Copyright CALGAVIN Ltd 2020 - all rights reserved



CALGAVIN® References

What companies do we work with
and in what applications?


© Copyright CALGAVIN Ltd 2020 - *all rights reserved*



	O.NO.	ITEM TYPE	APPLICATION DESC.	CUSTOMER BENEFIT	END USER	INSTALL COUNTRY	TUBESIDE FLUID
INDUSTRY:	Bulk Chemical (plastics, resins)						
	7621	Shell and Tube	Gas Dehydration & TEG Regeneration Unit	Reduced Fouling	Banagas		
	7623	Shell and Tube	Dephosphonation condenser	Reduced Size	BAYER	USA	
	7649	Shell and Tube	Sulfuric acid	Reduced Fouling	Sumitomo Chemicals	Japan	Conc. Sulfuric acid
	7673	Double Pipe	single condenser tube	Improved Duty	Wacker Chemie	Germany	Ethylacetat
	7674	Double Pipe	single condenser tube	Improved Duty	Wacker Chemie	Germany	Ethylacetat
	7676	Shell and Tube	Polyol exchanger	Improved Duty	STEPAN	USA	Polyol
	7709	Shell and Tube	TMP heater	Reduced Size			TMP
	7725	Shell and Tube	BASF Product cooler	Reduced Size	BASF	Singapore	Product
	7728	Reactor	Reactor cooler	Improved Duty	BASF	Belgium	
	7811	Shell and Tube	Polyol Heater	Reduced Size	STEPAN	Germany	Polyol
	7812	Shell and Tube	Polyol Heater	Reduced Size	STEPAN	Germany	Polyol
	7821	Shell and Tube	Vertical condenser	Improved Duty	Wacker Chemie	Germany	
	7832	Double Pipe	Falling Film Test	Improved Duty	BASF	Germany	
	7833	Double Pipe	Falling Film Test	Improved Duty	BASF	Germany	

© Copyright CALGAVIN Ltd 2020 - *all rights reserved*





In-House Heat Transfer test Facility

- 4 double pipe heat exchangers
- 10mm to 32mm tube ID
- Heating & cooling duty

© Copyright CALGAVIN Ltd 2020 - all rights reserved



Test Ranges

Tube side flow rates

- $20\text{kg/hr} < V < 4000\text{kg/hr}$

Test fluids

- Heat Transfer and Lube Oils
- Glycerol; water

Viscosity range

- $0.3\text{cP} < \eta < 2000\text{cP}$

Dimensionless numbers

- Reynolds range
 $0.5 < Re < 200000$
- Prandtl range
 $2 < Pr < 10000$

Heat balance accuracy

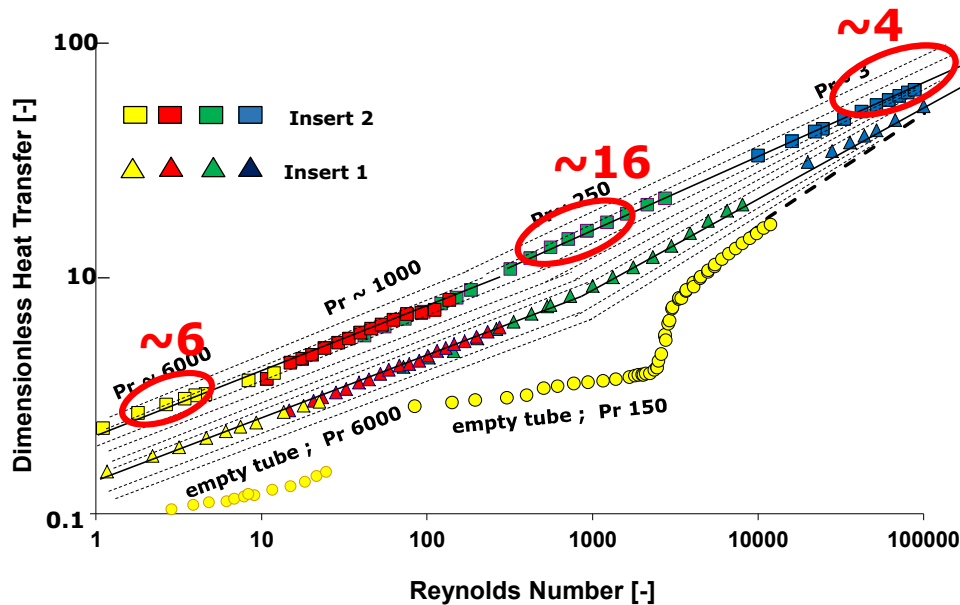
- $< \pm 5\%$



© Copyright CALGAVIN Ltd 2020 - all rights reserved



hiTRAN[®] Range in Comparison to Empty Tube Data



© Copyright CALGAVIN Ltd 2020 - all rights reserved



hiTRAN[®].SP design & selection program

Desktop Modelling

© Copyright CALGAVIN Ltd 2020 - all rights reserved



hiTRAN®.SP Software Tool

Correlations for tube side enhanced heat transfer and pressure drop are implemented in hiTRAN™.SP

Free to download after application from www.calgavin.com

Integrates as plug in for single phase with:

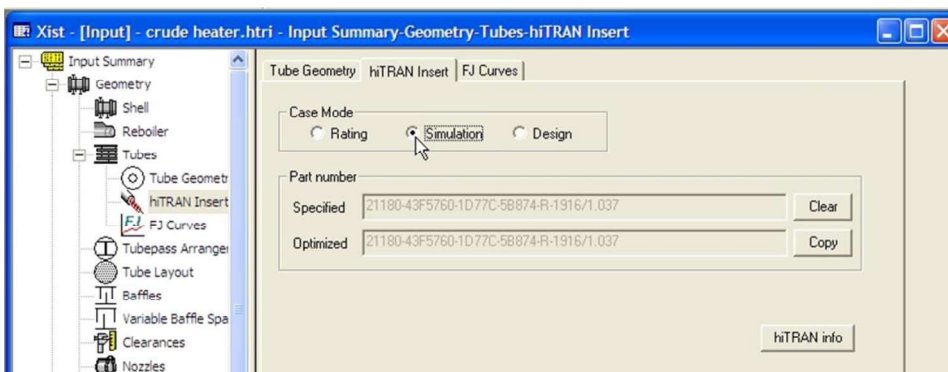


For clean recirculating fluids CALGAVIN® warrants tube side heat transfer and pressure drop performance

© Copyright CALGAVIN Ltd 2020 - all rights reserved



hiTRAN®.SP Software for HTRI Xchanger Suite®

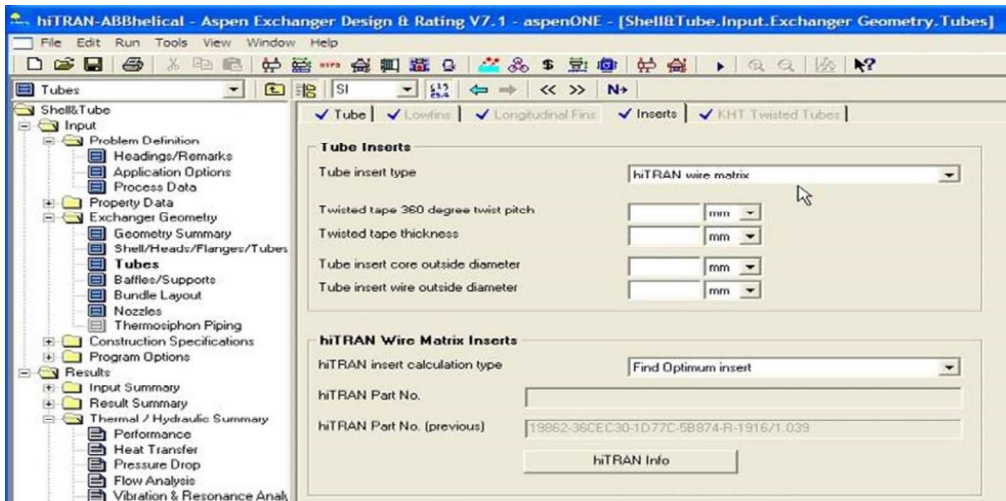


- Fully Integrated hiTRAN® insert calculation in Xist & Xace
- Optimised design algorithm to utilise entire tube side allowable pressure drop to maximise heat transfer performance for single phase applications

© Copyright CALGAVIN Ltd 2020 - all rights reserved



hiTRAN®.SP Software for AspenTech EDR



- Fully Integrated hiTRAN® wire matrix calculation in Shell & Tube and Air-cooled design software from AspenTech

© Copyright CALGAVIN Ltd 2020 - all rights reserved



Product Heater Case Study Single Phase

© Copyright CALGAVIN Ltd 2020 - all rights reserved



Viscous Product Heater



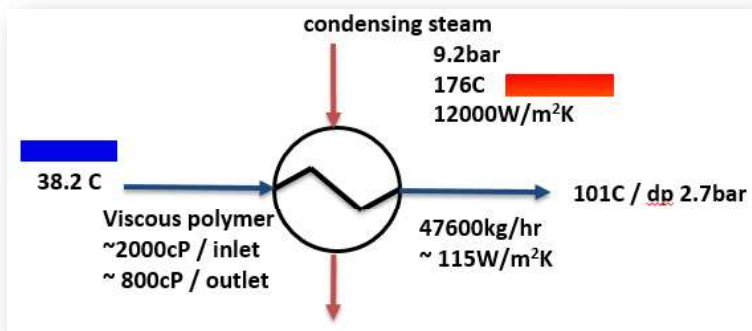
Revamp Goal: Increased Outlet Temperature

TEMA Type: AEL

4 Pass

372 Tubes

25.4mm x 1.65mm x 4000mm


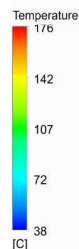


© Copyright CALGAVIN Ltd 2020 - all rights reserved

 **CALGAVIN**

Viscous Product Heater Revamp

Retrofitting with hiTRAN®



© Copyright CALGAVIN Ltd 2020 - all rights reserved

 **CALGAVIN**

Viscous Product Heater Revamp Retrofit Results

	Empty 9.2 bar	hiTRAN® 2.7 bar	hiTRAN® 6.3 bar
No. of passes	4	2	2
Steam Pressure (bar)	9.2	2.7	6.3
Steam temp. (°C)	176	128	160
Tube side HTC (W/m²K)	100	207	206
Tube side outlet Temp (°C)	101	101	124
Tube side dP (bar)	2.7	3.3	2.9

© Copyright CALGAVIN Ltd 2020 - *all rights reserved*



Export Oil ACHE Case Study

Reducing Cost

© Copyright CALGAVIN Ltd 2020 - *all rights reserved*



Design Case

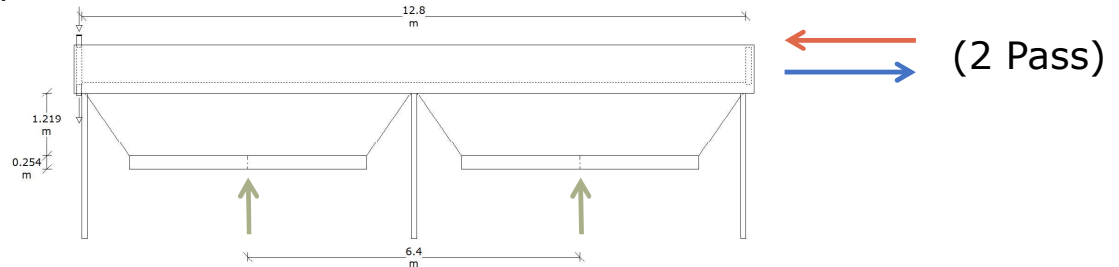
Oil Mass Flow

Oil: 124.66kg/sec

dP Allowed:

103.4Pa

Air Cooler Duty - 9.7 MW duty



Airflow

Ambient Temperature: 50°C

dP allowed: 200 Pa

Air Rate: 2.1 m/sec

Tubeside

Temperatures

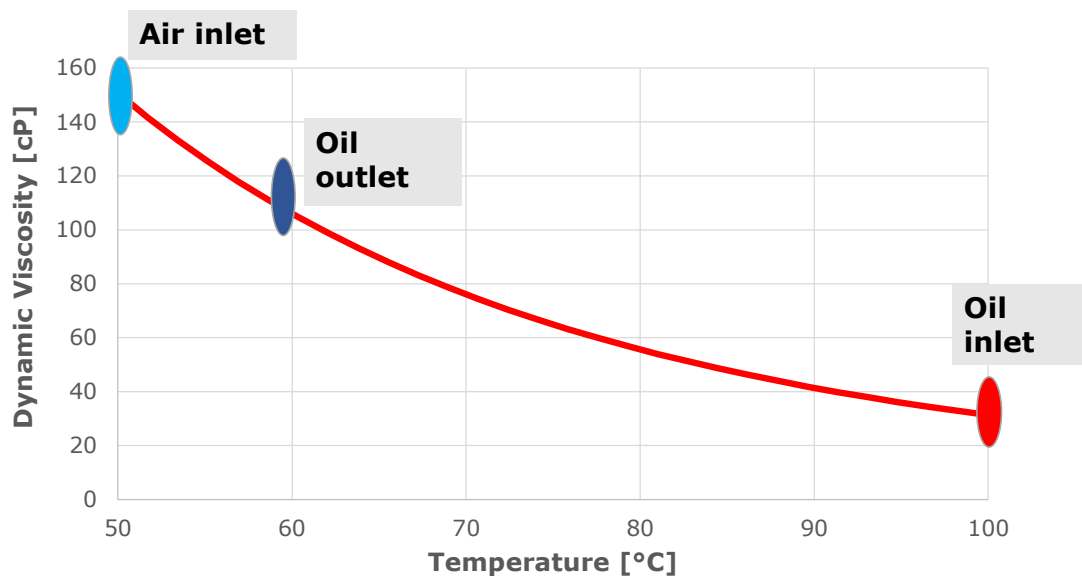
Inlet: 100°C

Outlet: 60°C

© Copyright CALGAVIN Ltd 2020 - all rights reserved



Properties of Export Oil (Heavy Crude)



© Copyright CALGAVIN Ltd 2020 - all rights reserved



Empty Tube/hiTRAN Design

Process Conditions	Empty Tube Design	hiTRAN® Design
Temperature Oil In/ Oil Out (°C)	100 / 60	
Oil flow rate (kg/s)	124.7	
Temperature Air In/Air Out (°C)	50 / 55.5	50 / 62.8
Air face velocity (m/s)/ heat transfer (W/m²K)	2.1 / 685	2.1 / 685
Tube side heat transfer (W/m²K)	50	243.6
Tube side Velocity [m/sec] / Reynolds (-)	0.19 / 67	0.11 / 45
Tube side pressure drop Total / Allow (kPa)	80.9 / 103.4	101.9/ 103.4
Duty (kW)	9680	

© Copyright CALGAVIN Ltd 2020 - all rights reserved



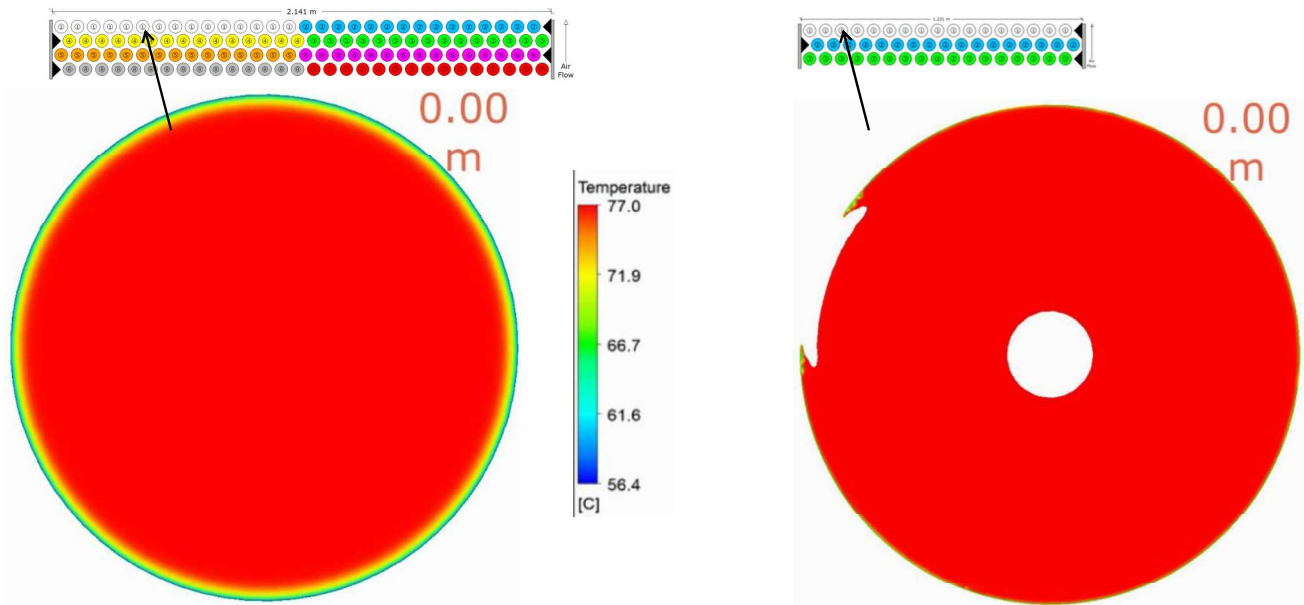
Operative Data

Process Conditions	Empty Tube Design	hiTRAN® Design
Tube side pressure drop Total / Allow (kPa)	80.8 / 103.4	101.9 / 103.4
Tube side Velocity [m/sec] / Reynolds (-)	0.19 / 67	0.11 / 45
Mean wall shear stress (Pa)	5.39	5.61
Residence time of crude in tubes (sec)	539	213
Average skin Temperature	54.6	64.7
Average skin viscosity	130	90

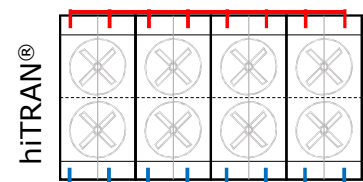
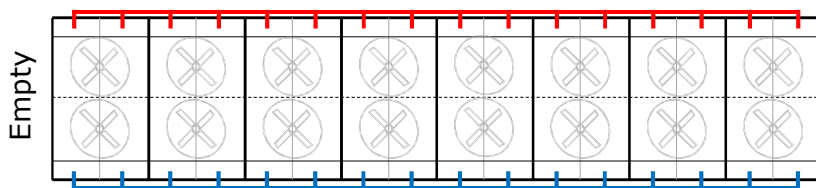
© Copyright CALGAVIN Ltd 2020 - all rights reserved



Oil Cooler Flow Simulation



© Copyright CALGAVIN Ltd 2020 - all rights reserved

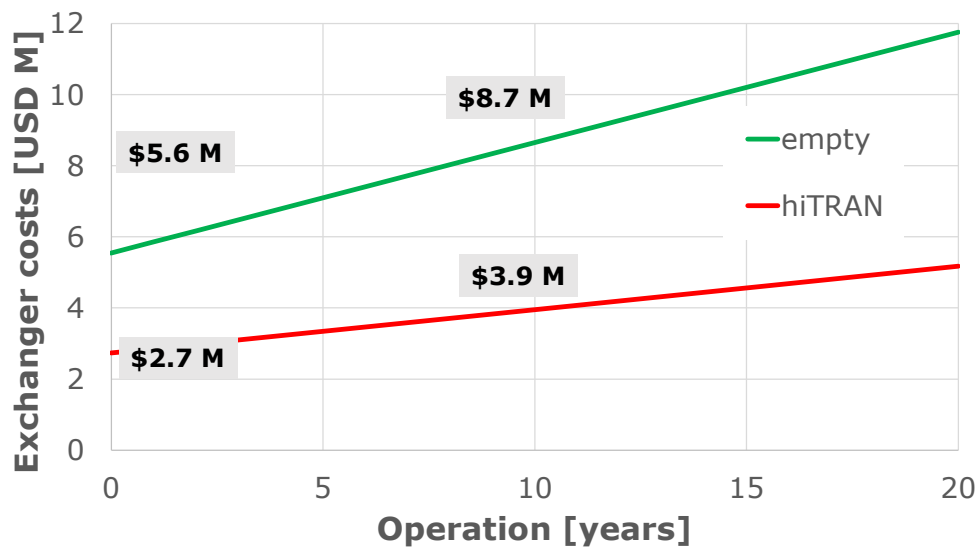


Geometry	Empty Tube Design	hiTRAN® Design
Bays in parallel	8	4
Tubes per row / tube rows / No of passes	50 / 12 / 8	43 / 11/2
Tube per bundle / Total	600 / 9600	473 / 3784
Tube length (m)	12.8	12.8
Plot area (m ²) bundle / total	712.3	309.7
Fan Power bay / total (kW)	34 / 271	26.8 / 107

© Copyright CALGAVIN Ltd 2020 - all rights reserved



Economics

[illegible]

© Copyright CALGAVIN Ltd 2020 - *all rights reserved*



Condensing Case Study

Heavy Naphtha Feed/Effluent

© Copyright CALGAVIN Ltd 2020 - *all rights reserved*



Case Study – Feed/Effluent Retrofit

User: LUKOIL Refinery

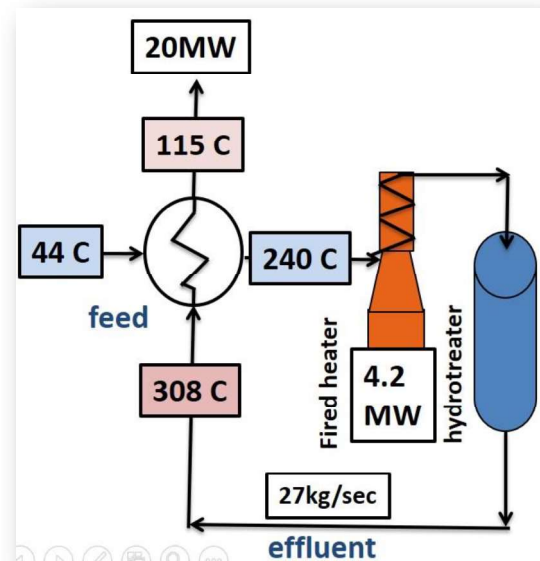
Location: Volgograd, Russia

Condition:

- Boiling feed on the shell side
- Condensing effluent on the tube side

Problem description:

- Calculated performance should be 60% higher
- No spare capacity of fired heater to increase throughput



© Copyright CALGAVIN Ltd 2020 - all rights reserved

 **CALGAVIN**

Exchanger Configuration

Shells	3 in series, 2 in parallel
Bundle	
Tubes	2521, 1 pass 20 mm x 1.8 mm x 9000 mm
Calculated Exchanger Performance	
Tube side dP calc./allow	2.5 kPa / 45 kPa
Shell side HTC	900 W/m ² K
Tube side HTC	285 W/m²K (59% thermal resistance)
Duty	Measured 20 MW / 60% underperforming

© Copyright CALGAVIN Ltd 2020 - all rights reserved

 **CALGAVIN**

hiTRAN® Case Study Installation



© Copyright CALGAVIN Ltd 2020 - all rights reserved



hiTRAN® Retrofit Benefits

	Before (Empty)	After (hiTRAN®)
Tube side pressure drop	25mbar (>85% nozzles)	200mbar (~10% nozzles)
Tube side heat transfer	<285 W/m ² K	~980 W/m ² K
Shell side feed outlet temperature	240°C	314°C
Tube side effluent outlet temperature	115°C	82°C
Mass Flow	27 kg/sec	42 kg/sec
Load on Fired Heater	4.2 MW	2 MW

Annual Energy Savings of \$233000

© Copyright CALGAVIN Ltd 2020 - all rights reserved



Vaporiser Case Study

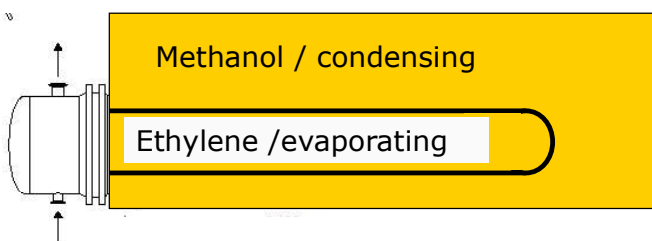
Ethylene Vaporiser

© Copyright CALGAVIN Ltd 2020 - all rights reserved



Ethylene Evaporator

After Installation Exchanger did not Perform



Type	BEU
Passes	2
Tube length [mm]	4000
Tube do [mm]	25.4
Tube count	702



© Copyright CALGAVIN Ltd 2020 - all rights reserved



Summary Before / After

	Empty Tube / Plant	hiTRAN®
Tube side		
Flow rate [t/h]	52	76
Temp in / out [°C]	-100 / -1 (sat)	-100 / 30 (superheated)
Pressure in / out [bar]	40 / 39.93	40 / 39.74
htc [W/m²K]	613	2390
Pressure drop [kPa]	8	25
Shell side		
Pressure in / out [bar]	10.1 / 10.1	2.2 / 2.19
Temp in / out [°C]	138 / 137	86 / 85
General:		
Heat duty [kW]	261	618
EMTD [°C]	164	100

© Copyright CALGAVIN Ltd 2020 - *all rights reserved*



Alternative Applications & Installation

Process Coolers, Installation videos

© Copyright CALGAVIN Ltd 2020 - *all rights reserved*



Target Applications for hiTRAN®

- **Offshore**

Wet/Dry Crude Exchanger

Glycol Gas dehydration

LNG/LPG vaporisers



- **Refining**

Feed/effluent exchanger (lower streams)

Reactor effluent coolers

CDU/VDU Bottoms coolers



© Copyright CALGAVIN Ltd 2020 - *all rights reserved*



Target Applications for hiTRAN®

- **Refining**

Crude oil heaters

Fuel oil heaters



- **Petrochemicals/Chemicals**

Oelfin coolers/condensers/vaporisers

Resin/polymer coolers

MDI

TDI


Amide coolers

Ammonia vaporisers



© Copyright CALGAVIN Ltd 2020 - *all rights reserved*





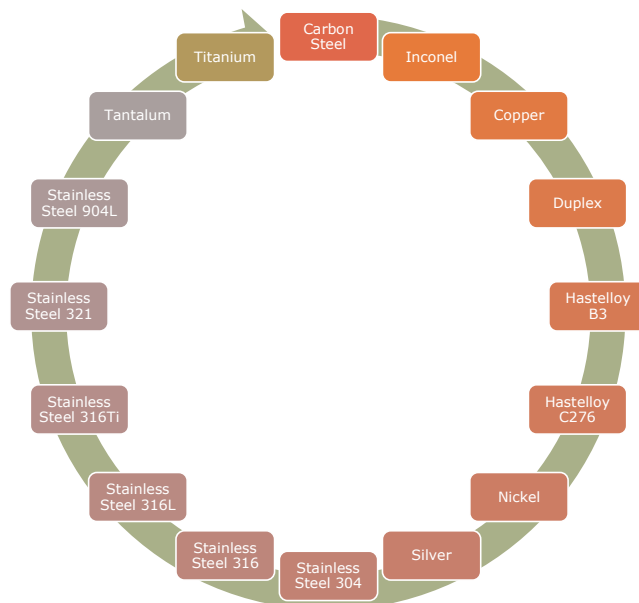
Retaining Systems



© Copyright CALGAVIN Ltd 2020 - *all rights reserved*



Materials of Construction



© Copyright CALGAVIN Ltd 2020 - *all rights reserved*



New Design: hiTRAN® Enhanced Column Condenser (EO/EG/MEG)



1. 2009: Sinopec

- 7000 tubes
- 9000 tubes

2. 2015: Reliance

- 15300 tubes


3. 2018: ME Global

- 14100 tubes

© Copyright CALGAVIN Ltd 2020 - all rights reserved



Previous hiTRAN® Vaporiser Retrofits



© Copyright CALGAVIN Ltd 2020 - all rights reserved



Any Questions?



engineering@calgavin.com

CONNECT WITH US...



www.calgavin.com



CALGAVIN Ltd



@CalgavinLtd



vimeo.com/calgavinltd



@CalgavinLtd

